



VidyoPanorama™ 600 Installation Diagrams



Table of Contents

1. Title Page
2. [Video, Control, and USB Connections](#)
3. [Audio Detail](#)
4. [Power Circuit Connections](#)
5. [Included Items and Peripherals](#)

Getting More Information

For more information about VidyoPanorama 600, refer to the following documents:

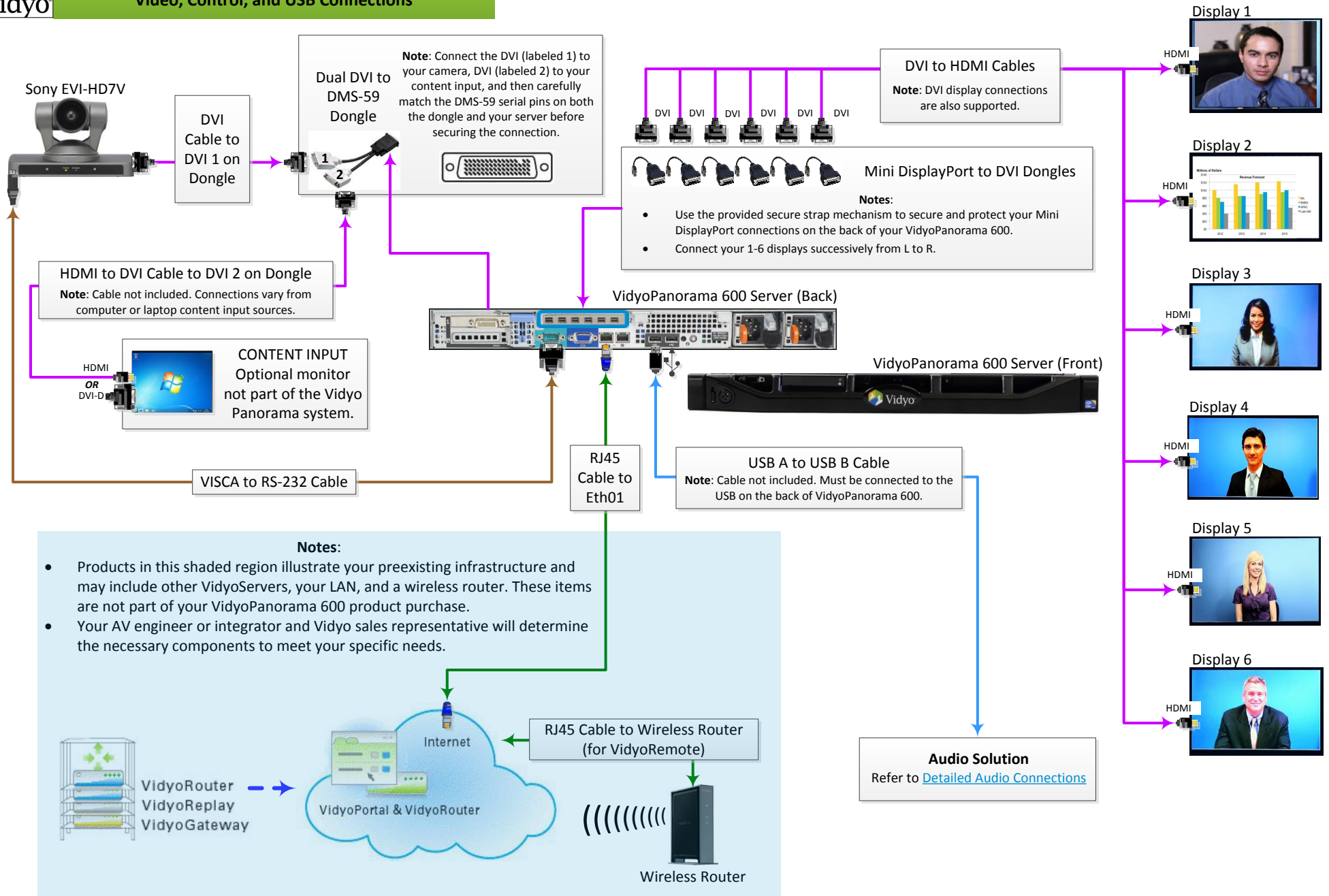
- *VidyoPanorama 600 Release Notes*
- *VidyoPanorama 600 Administrator Guide*
- *VidyoPanorama 600 Upgrade Kit Technical Note*
- *Vidyo Group Solutions Quick User Guide*
- *VidyoRemote for Android Quick User Guide*
- *VidyoRemote for Android Release Notes*
- *VidyoRemote for iOS Quick User Guide*
- *VidyoRemote for iOS Release Notes*
- *VidyoServer Installation Guide*
- *VidyoConferencing Administrator Guide*

You can find these and other documents at <https://selfservice.vidyo.com> or <http://support.vidyo.com>. Contact your Vidyo sales representative or Vidyo Support for additional Vidyo product resources.



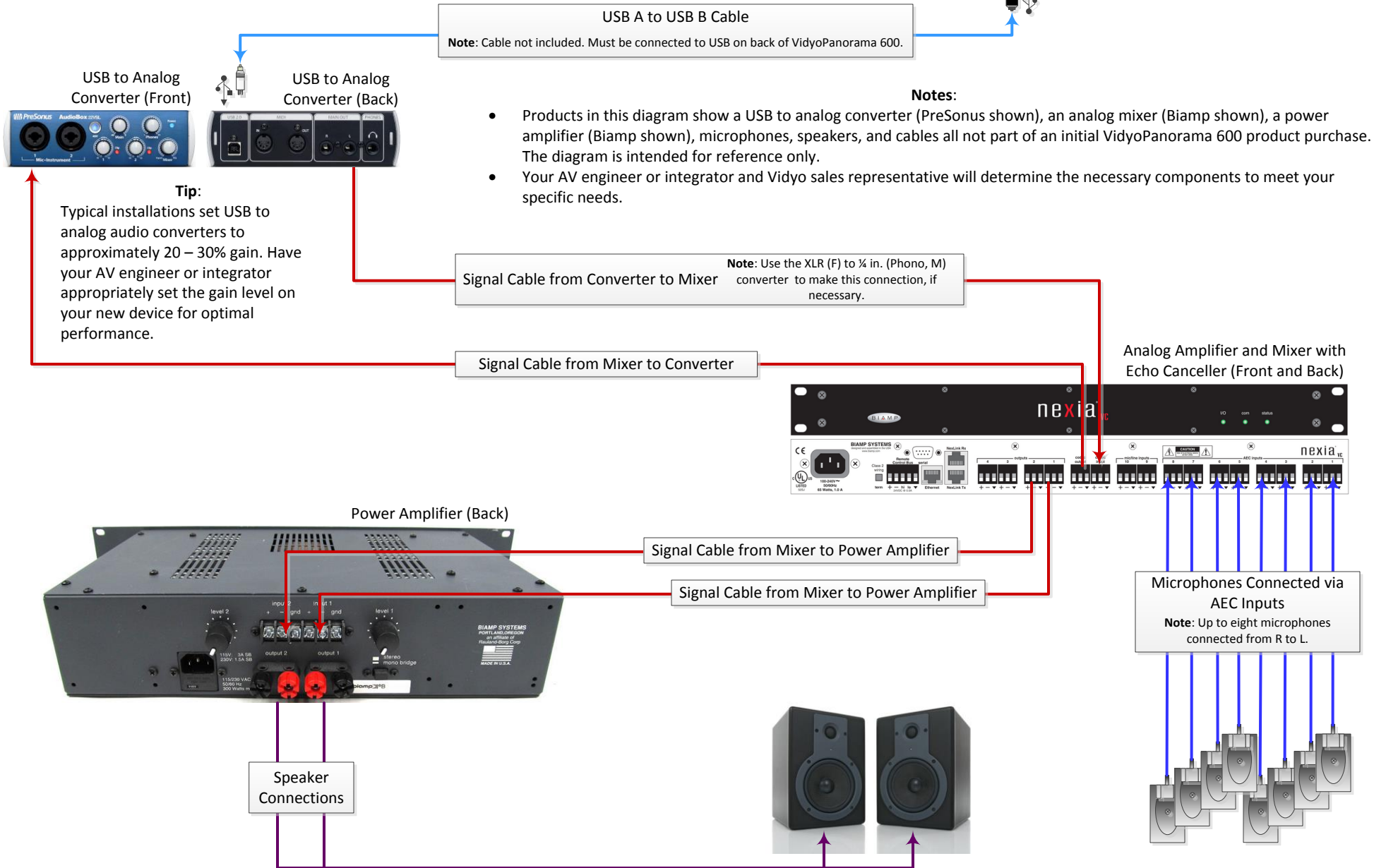
VidyoPanorama™ 600 Installation Diagrams

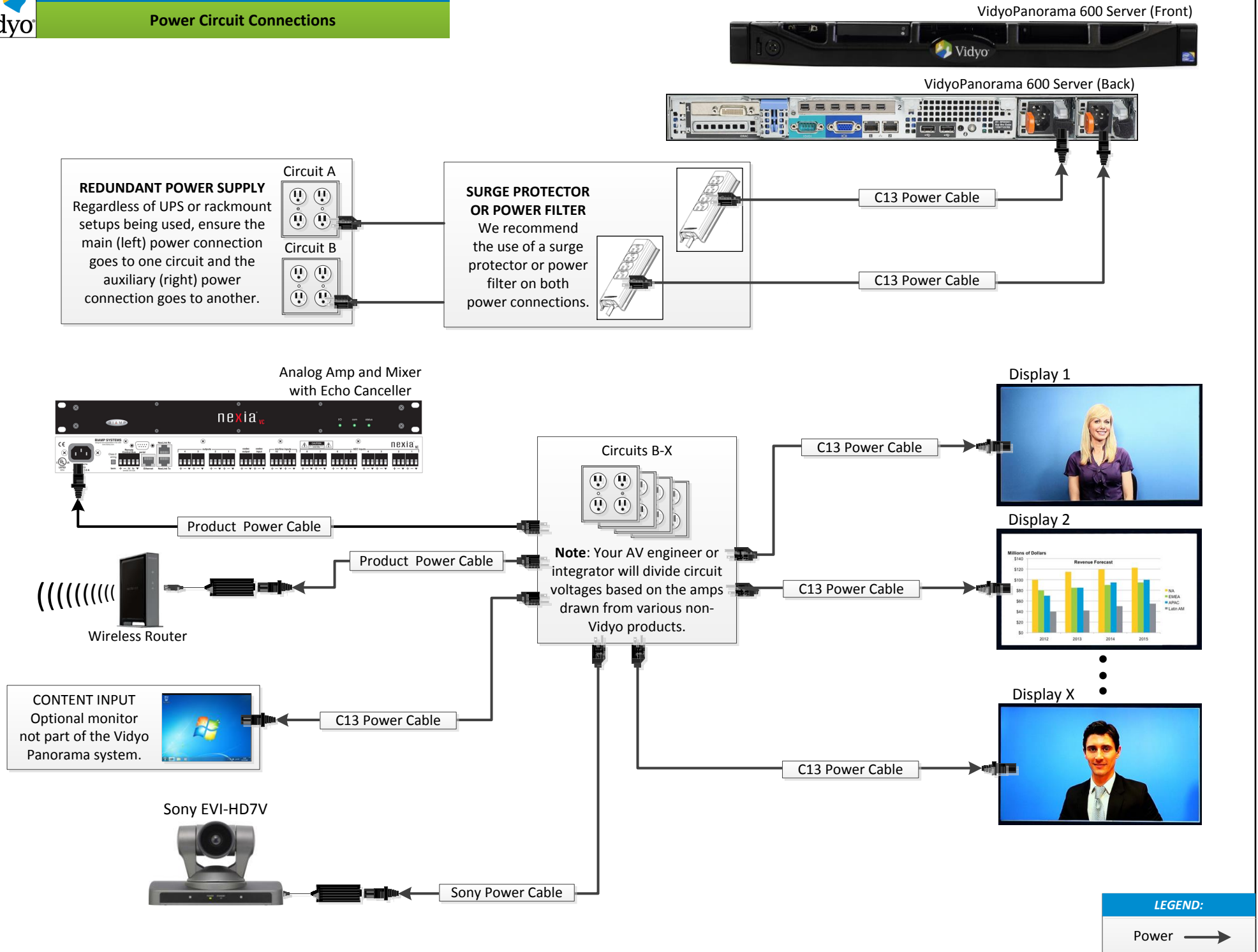
Video, Control, and USB Connections



LEGEND:

DVI/HDMI	Control	USB	Network
----------	---------	-----	---------





**VidyoPanorama 600 Included Items****Main Components**

- VidyoPanorama 600 Server
- VidyoPanorama 600 Front Bezel
- Dell 420 Static Rails
- Sony EVI-HD7V Camera (Boxed Separately)

Video, Control, and Network Cables

- MiniDisplayPort to DVI (M) Dongles (Qty. 6)
- DVI (M) to HDMI Cables (15 ft, Qty. 6)
- Dual DVI (F) to DMS-59 (M) Dongle
- VISCA to RS-232 Cable
- RJ45 Cable

Power Cables

- United States Power Cords (C13, Qty. 2)
- International Power Cord Kit (Qty. 2 kits of 7 cables) – Each kit contains seven cables for attaching main and auxiliary redundant power supply connections on the back of the VidyoPanorama 600 server to separate power circuits. The seven cable sets apply to Australia, China, Europe, Ireland/United Kingdom, Japan, Korea, and Taiwan.

Labels

- Serial Number Bar Code Labels (Qty. 4)
- MAC Address Bar Code Labels (Qty. 4)

Recommended and Supported Peripheral Devices (Items Not Included with VidyoPanorama 600)

The customized solution that you, your AV engineer or integrator, and your Vidyo sales representative select will determine which additional peripheral devices you need to purchase. Additional peripheral devices may include other VidyoServers, a USB to analog audio converter, an analog mixer, a power amplifier, microphones, speakers, cables, and a 32 in. (81.28 cm) deep rackmount solution. To view the list of the peripherals supported with VidyoPanorama 600, refer to <http://www.vidyo.com/services-support/technical-support/peripherals/>.

Use only the recommended and supported peripheral devices listed on <http://www.vidyo.com/services-support/technical-support/peripherals/>. Recommended devices have been tested and provide a better than acceptable experience, while supported devices have been tested and provide an acceptable experience.

Your LAN and wireless routers are considered part of your preexisting infrastructure.